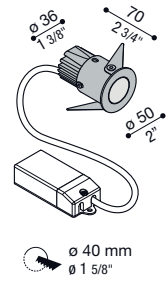


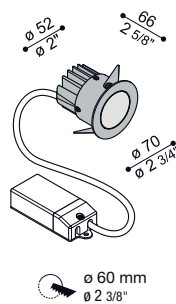
# Downlight

design: Lombardo design department

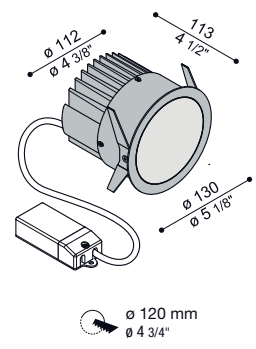
Downlight 40T		LED	Specif.	Col.	poliGLASS
<b>IP 40 IP 44</b> <b>IK 06 1J xx3</b> <b>CE</b> Versione tonda. Peso prodotto: 0.15 kg. Round version. Product weight: 0.15 Kg/0.33Lb. Versione ronde. Poids produit: 0.15 Kg/0.33Lb.	1 LED	700 lm 7,5W	CL.II <b>€</b>	<input type="checkbox"/>	LL122024
	1 LED	700 lm 7,5W	CL.II <b>LUMY PUSH</b>	<input type="checkbox"/>	LL122025
	1 LED	700 lm 7,5W	CL.II <b>BALL</b>	<input type="checkbox"/>	LL122026
				led colour	
				<b>N</b> = (4000K)	
				<b>3</b> = (3000K, Im -5%)	



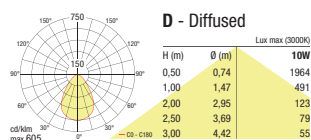
Downlight 60T		LED	Specif.	Col.	poliGLASS
<b>IP 40 IP 44</b> <b>IK 06 1J xx3</b> <b>CE</b> Versione tonda. Peso prodotto: 0.2 kg. Round version. Product weight: 0.2 Kg/0.44Lb. Versione ronde. Poids produit: 0.2 kg/0.44Lb.	1 LED	965 lm 8W	CL.II <b>€</b>	<input type="checkbox"/>	LL122000
	1 LED	965 lm 8W	CL.II <b>LUMY PUSH</b>	<input type="checkbox"/>	LL122001
	1 LED	965 lm 8W	CL.II <b>BALL</b>	<input type="checkbox"/>	LL122002
				led colour	
				<b>N</b> = (4000K)	
				<b>3</b> = (3000K, Im -5%)	



Downlight 120T		LED	Specif.	Col.	poliGLASS
<b>IP 40 IP 44</b> <b>IK 06 1J xx3</b> <b>CE</b> Versione tonda. Peso prodotto: 2 kg. Round version. Product weight: 2 Kg/4.40Lb. Versione ronde. Poids produit: 2 kg/4.40Lb.	1 LED	2060 lm 18W	CL.II <b>€</b>	<input type="checkbox"/>	LL122012
	1 LED	2060 lm 18W	CL.II <b>LUMY PUSH</b>	<input type="checkbox"/>	LL122013
	1 LED	2060 lm 18W	CL.II <b>BALL</b>	<input type="checkbox"/>	LL122014
				led colour	
				<b>N</b> = (4000K)	
				<b>3</b> = (3000K, Im -5%)	



Photometric curves - Downlight 60T - LL122003N



Photometric curves - Downlight 120T - LL122015N

