


Line

Design
Lombardo design department



LED



indoor



outdoor

ACCESSORI

Accessories / Accessoires

PAG. 60



Adatto anche ad uso esterno.

Driver 220 - 240V integrato e Led di ultima generazione con potenze fino a 11W.

LINE, LINE DOWN e LINE 220 corpo e coperchio in alluminio primario pressofuso. Elevata resistenza all'ossidazione grazie al trattamento di passivazione a base di zirconio e alla verniciatura con resine poliestere stabilizzata ai raggi UV. LINE 330 base e tappo in Policarbonato nero, ottenuto da stampaggio ad iniezione. Diffusore in Policarbonato ottico ad alto spessore con finitura PoliGLASS, tramite stampaggio ad iniezione proprio e successive rifiniture manuali. Guarnizioni in silicone per il mantenimento del grado IP66. Bulloneria in acciaio inox A4. Predisposto per installazione rapida in pali Ø60 standard, tramite molle in acciaio inox ad espansione. Predisposizione per vite di sicurezza.

LED 4000K (N), 3000K (3) o 2700K (2). Alimentazione diretta 220-240V.

Nessun rischio fotobiologico, RGO gruppo di rischio esente (EN62471).

ENG Suitable for indoor and outdoor use.

Integrated driver 220 - 240V and the latest generation of Led with ratings of up to 11W.

LINE, LINE DOWN e LINE 220 body and cover made of die-cast aluminium primary alloy; highly resistant to oxidization thanks to the zirconium-based passivation treatment and UV stabilized polyester resin coating. LINE 330 upper black polycarbonate cap, injection moulded in-house. Diffuser made of very thick optical polycarbonate, poliGLASS finish, injection moulded and subsequent manual finishing.

Silicone gaskets IP66. A4 stainless steel nuts and bolts. Provision for safety screws. Suitable for quick installation in standard posts Ø60 by means of stainless steel springs.

LED 4000K (N), 3000K (3) or 2700K (2). Integral ballast 220-240V.

No risk of photobiological damage, RGO group (EN62471).

FRA Egalement adapté à l'usage à l'extérieur.

Alimentation intégrée 220 - 240V et Led de dernière génération avec puissances jusqu'à 11W. LINE, LINE DOWN e LINE 220 corps et couverture en aluminium primaire injecté; haute résistance à l'oxydation grâce au traitement de passivation à base de zirconium et laquage poudre à base de résines polyesters, fixées au rayon UV.

LINE 330 bouchon supérieur en Polycarbonate noir, s'obtient du moulage à injection propre suivi de finitions manuelles. Diffuseur réalisé en polycarbonate, d'une épaisseur optique élevée, effet PoliGLASS, par moulage par injection et finitions manuelles successives.

Joints en silicone pour maintenir degré IP66. Visserie en acier inox type A4. Prévu pour vis de sécurité. Predisposé pour l'installation rapide sur poteaux standards Ø60 à l'aide de ressorts à lames en inox.

LED 4000K (N), 3000K (3) ou 2700K (2) (blanche chaud).

Alimentation intégrée 220-240. Pas de risque photobiologique, RGO groupe (EN62471).

Line



Line Down



Line 220



Line 220 Zero



Line 330



IP66
Outdoor e
waterproof




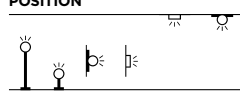
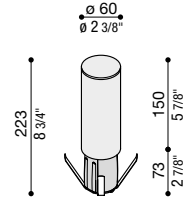





220-240 V
Alimentazione
diretta

Integral ballast
Alimentation intégrée



Anni di garanzia
sul circuito LED


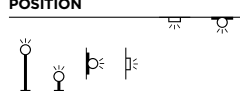
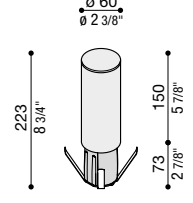





Line

Line		DIFF. POLIGLASS	POSITION 	 ø 60 ø 2 3/8" 223 8 3/4" 150 5 7/8" 73 2 7/8"		
IP 66 IK 08 5J xx7 CE						
LED	W	LM	REAL LM	COL.	CODE *	* LED COLOUR
A++	6,5	700	604	  220-240 V	 LL113000 	 N 4000K 3 3000K, lm -5% 2 2700K, lm -5%

Versione a luce diretta.

Direct light version.

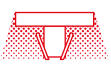
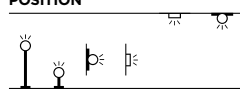
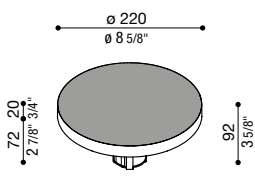








Eclairage directe.

Line Down		DIFF. POLIGLASS	POSITION 	 ø 60 ø 2 3/8" 223 8 3/4" 150 5 7/8" 73 2 7/8"		
IP 66 IK 08 5J xx7 CE						
LED	W	LM	REAL LM	COL.	CODE *	* LED COLOUR
A++	6	620	431	  220-240 V	 LL113001 	 N 4000K 3 3000K, lm -5% 2 2700K, lm -5%

Versione con sorgente luminosa direzionata verso il basso. Ideale per l'illuminazione di percorsi e camminamenti ed in contesti che necessitano un ridotto valore di abbagliamento.

Version with a light source directed downwards. Ideal for illuminating paths and walkways and in locations that require a reduced amount of glare.

Faisceau dirigé vers le bas : idéal en balisage pour éclairer les chemins ou allées et éviter les éblouissements.

Line 220		DIFF. POLIGLASS	POSITION 	 ø 220 ø 8 5/8" 72 2 7/8" 3/4" 92 3 5/8"		
IP 66 IK 08 5J xx7 CE						
LED	W	LM	REAL LM	COL.	CODE *	* LED COLOUR
A++	11	1350	910	  220-240 V	 LL113100  LL113101  LL113102  LL113103 	 N 4000K 3 3000K, lm -5% 2 2700K, lm -5%

Tappo superiore in Policarbonato nero, ottenuto da stampaggio ad iniezione. Diffusore in Policarbonato tripla stabilizzazione ai raggi UV, ad alto spessore con finitura poliGLASS, ottenuto da stampaggio. Versione con sorgente luminosa direzionata verso il basso. Ideale per l'illuminazione di percorsi e camminamenti ed in contesti che necessitano di un ridotto valore di abbagliamento.

Upper black polycarbonate cap, injection moulded in-house with subsequent manual finishing. Very thick polycarbonate diffuser, injection moulded in-house with subsequent manual finishing with triple UV stabilization and polyGLASS finish. Version with lighting source directed downwards. Ideal for lighting paths and walkways in settings requiring reduced glare.

Bouchon supérieur en Polycarbonate noir, s'obtient du moulage à injection propre suivi de finitions manuelles. Diffuseur en Polycarbonate triple stabilisation aux rayons UV, très épais avec finition poliGLASS, s'obtient du moulage à injection propre suivi de finitions manuelles. Version avec source lumineuse dirigée vers le bas. Adapté à l'éclairage de parcours et passages dans un contexte demandant un éblouissement faible.

Finishing

	Nero da stampaggio Black Noir moulé		Grigio antracite Grey anthracite Gris anthracite
	Grigio High Tech Grey High Tech Gris High Tech		Corten Corten Corten

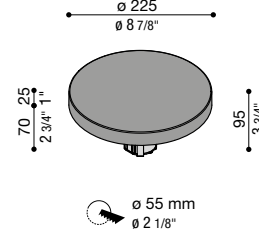



Line 220 Zero



DIFF. POLIGLASS

POSITION



IP 66 IK 08 5J xx7 CE

LED	W	LM	REAL LM	COL.	CODE *	* LED COLOUR
A++					LL113112 □	N 4000K
	11	1350	632		LL113113 □	3 3000K, lm -5%
					LL113114 □	2 2700K, lm -5%
					LL113115 □	

220-240 V

ø 55 mm
ø 2 1/8"



Apparecchio cut-off conforme alle più restrittive norme regionali contro l'inquinamento luminoso.

CUT-OFF version anti-light pollution.

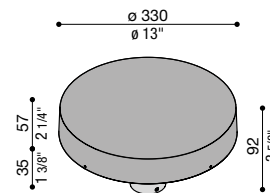
Version CUT-OFF anti pollution lumineuse.

Line 330



DIFF. POLIGLASS

POSITION



IP 66 IK 10 20J xx9 CE

LED	W	LM	REAL LM	COL.	CODE *	* LED COLOUR
A++					LL113200 □	N 4000K
	25	3000	2144		LL113201 □	3 3000K, lm -5%
					LL113202 □	2 2700K, lm -5%
					LL113203 □	
A++					LL113205 □	
	25	3000	2144		LL113206 □	
					LL113207 □	
					LL113208 □	

220-240 V

220-240 V



Tappo superiore in Policarbonato nero, ottenuto da stampaggio ad iniezione. Diffusore in Policarbonato tripla stabilizzazione ai raggi UV, ad alto spessore con finitura poliGLASS, ottenuto da stampaggio.
Versione con sorgente luminosa direzionata verso il basso. Installazione su palo tramite viti autofilettanti.
Fornito con 1 m di cavo di alimentazione H05RN-F pre-cabliato.

Upper black polycarbonate cap, injection moulded in-house with subsequent manual finishing.
Very thick polycarbonate diffuser, injection moulded in-house with subsequent manual finishing with triple UV stabilization and polyGLASS finish.
Version with lighting source directed downwards.
Installed on post by means of self tapping screw.
Provided with 1m of prewired power cable H05RN-F.

Bouchon supérieur en Polycarbonate noir, s'obtient du moulage à injection propre suivi de finitions manuelles.
Diffusor en Polycarbonate triple stabilisation aux rayons UV, très épais avec finition poliGLASS, s'obtient du moulage à injection propre suivi de finitions manuelles.
Version avec source lumineuse dirigée vers le bas. Installation sur poteau avec vis autoperceuses.
Fourni avec 1m de câble d'alimentation H05RN-F pré-cablé.



Disponibile versione corridor function.

Funzione a risparmio energetico che permette di configurare un profilo di illuminazione su due livelli. Il prodotto funziona costantemente ad un'intensità luminosa ridotta, raggiungendo la massima efficienza al passaggio, tramite un sensore di prossimità.

Available version corridor function.

Energy saving function that allows 2 different levels of lighting configuration. The product constantly works at a reduced intensity and thanks to a movement detector, luminous intensity is automatically increased at passage.

Disponibile versione corridor function.

Fonction d'économie d'énergie qui vous permet de configurer un profil d'éclairage sur deux niveaux. Le produit fonctionne constamment à une intensité lumineuse réduite, atteignant une efficacité maximale au passage, grâce à un détecteur de proximité.

Finishing

Grigio High Tech
Grey High Tech
Gris High Tech

Grigio antracite
Grey anthracite
Gris anthracite

Corten
Corten
Corten

Nero verniciato
Black painted
Noir peint

*** Led colour**
N 4000K
3 3000K, lm -5%
2 2700K, lm -5%

Completa il codice sostituendo al quadrato rosso la lettera o il numero corrispondente alla temperatura colore scelta.

Complete the code by replacing the red box with the letter or number corresponding to the selected colour temperature.

Compléter le code en remplaçant le carré rouge par la lettre ou le numéro correspondant à la sélection de température couleur.

Alimentazione diretta
Integral ballast
Alimentation intégrée

220-240 V

Alimentatore escluso
Ballast not included
Sans alimentation



ACCESSORI

Accessories / Accessoires

Basamento Palo Still Ø170 mm



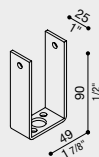
Basamento in nylon-fibra di vetro per palo diametro 60 mm.

*Base Ø170 mm for Still post
Base in fibreglass-nylon for post
diameter 60 mm.*

*Socle Ø170 mm pour poteau Still
Socles en fibre de verre - nylon
pour poteau diam.60 mm*

COL.	CODE
	LB11812
	LB1181G
	LB1181K
	LB1181E

Piastra base a scomparsa palo Still



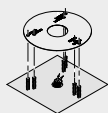
Soluzione alternativa al tradizionale interrimento o al basamento palo still mediante staffa di fissaggio a scomparsa. Consiste nell'inserire il palo still sulla staffa preforata da 3mm, realizzata in ferro zincato a caldo per immersione. Accessorio non idoneo per pali still superiori a h. 1200.

*Retractable plate base
Alternative solution to the usual
burial or to the post base using a
retractable fixing bracket.
The post is inserted in the 3mm
pre-drilled bracket made of hot-dip
zinc-coated metal.
Accessory not suitable for posts
higher than 1200mm.*

*Plaque de base rétractable
Solution alternative à
l'enfouissement traditionnel ou
mise en place moyennant un étrier
de fixation rétractable du pieu post.
Insérer le poteau Still sur l'étrier
pré-percé de 3 mm, réalisé en fer
galvanisé à chaud par immersion.
Accessoire ne convenant pas
à des poteaux Still de plus de
1200mm de haut.*

COL.	CODE
	LB1130006

Dima e kit di fissaggio Palo Still



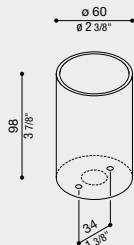
Dima, tirafondi e minuteria per ancoraggio del basamento al terreno.

*Template and fixing kit Still Post
diam. 60 mm.
Template, fixing bolts and small
metal parts to secure the base to
the ground.*

*Gabarit, tire-fond et visserie pour
poteau Still
Gabarit, tire-fond et visserie pour
l'ancrage du socle au sol.*

COL.	CODE
	LB11254

Box Clamp 60 / Line



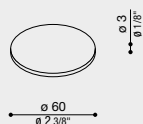
Box per montaggio sporgente a parete, soffitto e pavimento (non per incasso). Corpo in policarbonato ad alto spessore, completo di kit di fissaggio tramite tasselli ad espansione Ø6 mm. Idoneo per tutti i modelli CLAMP 60 / LINE

*Box Clamp 60 / Line
Box for surface wall mounting,
ceiling mounting and ground
mounting (not recessed).
Body made of polycarbonate, high
thickness, complete with fixing
kit by means of anchor screws
Ø6 mm.
Suitable for fitting all models
CLAMP 60 / LINE.*

*Box Clamp 60 / Line
Box de montage au mur en
saillie, au plafond et au sol (pas à
encastrement).
Corps en polycarbonate très épais,
complet de kit de fixation par
chevilles à expansion Ø6 mm.
Convient pour tous les modèles
CLAMP 60 / LINE.*

COL.	CODE
	LB11231
	LB1123G
	LB1123E
	LB1123K

Cover Line



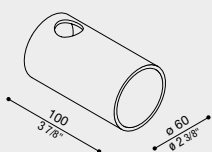
Cover decorativa in Policarbonato, disponibile in diverse colorazioni ed effetti, ricavata da stampaggio ad iniezione. Finitura effetto materico Corten, ottenuta tramite verniciatura. Applicazione della cover senza utensili tramite speciale striscia adesiva.

*Cover Line
Polycarbonate decorative cover,
injection moulded, available in
various colours and designs.
Corten painted finish. Application
of the cover without tools, by
means of a special adhesive strip.*

*Cover Line
Cover décoratif réalisé en
polycarbonate et disponible en
différents teintes et effets, fabriqué
par moulage à injection. Finition
effet matière Corten obtenue
par vernissage. Application de la
cover sans outil à l'aide de bande
adhésive spéciale.*

COL.	CODE
	LB1130001
	LB1130002
	LB1130003
	LB1130004

Armatura da incasso Stile Next 60T - 60Q Clamp 60



Armatura da incasso, ricavata da palo estruso standard in vetroresina Ø60 mm (misura esterna) lunghezza 100 mm, da posizionare a filo con la superficie di installazione.

*Recess box Stile Next 60T - 60Q
/ Clamp 60
Recess box, made from a standard
extruded post in fibreglass Ø60
mm (external dimension), length
100 mm, flush to the installation
surface.*

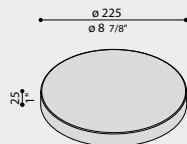
*Boîte d'encastrement Stile Next
60T - 60Q / Clamp 60
Boîte d'encastrement fabriqué
à partir de poteau standard
extrudé en fibre de verre Ø60mm
(dimension extérieure) longueur
100mm, à placer au ras de la
surface de montage.*

COL.	CODE
	LB11576



ACCESSORI
Accessories / Accessoires

**Cover
Line 220 Zero**



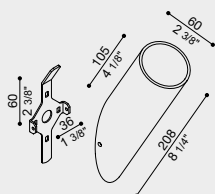
Accessorio CUT-OFF in alluminio; elevata resistenza all'ossidazione grazie al trattamento di passivazione a base di zirconio e alla verniciatura con resine poliestere stabilizzata ai raggi UV. Obbligatoria l'installazione sul modello LINE 220, non compreso.

Cover Line 220 Zero
Alluminium accessory for CUT-OFF version, highly resistant to oxidation thanks to the zirconium based passivation treatment and the UV stabilized polyester resin coating. Model LINE 220 must be mounted (article to be ordered separately).

Cover Line 220 Zero
Accessoire en aluminium pour la version CUT-OFF, haute résistance à l'oxydation grâce au traitement de passivation à base de zirconium et laquage poudre à base de résines polyesters, fixées aux rayons UV. L'installation du modèle LINE 220, non compris, est obligatoire.

COL.	CODE
	LB1130011
	LB1130012
	LB1130013
	LB1130014

**Braccetto
Line/Line Down**



Braccetto diametro 60 mm in Bayblend. Completo di kit di fissaggio a parete. Inclinazione 30°.

Bracket Line/Line Down
Bracket 60 mm. in diameter made of Bayblend. Complete with wall fixing kit. 30° angle.

Bras Line/Line Down
Bras diamètre 60 mm en Bayblend. Kit de fixation murale compris. Inclinaison de 30°.

COL.	CODE
	LB1130007
	LB1130008
	LB1130009
	LB1130010

Morsettiere
Terminal blocks



Scaricatori SPD
Surge protector devices



Line 220 Zero



Line

Line

ACCESSORI

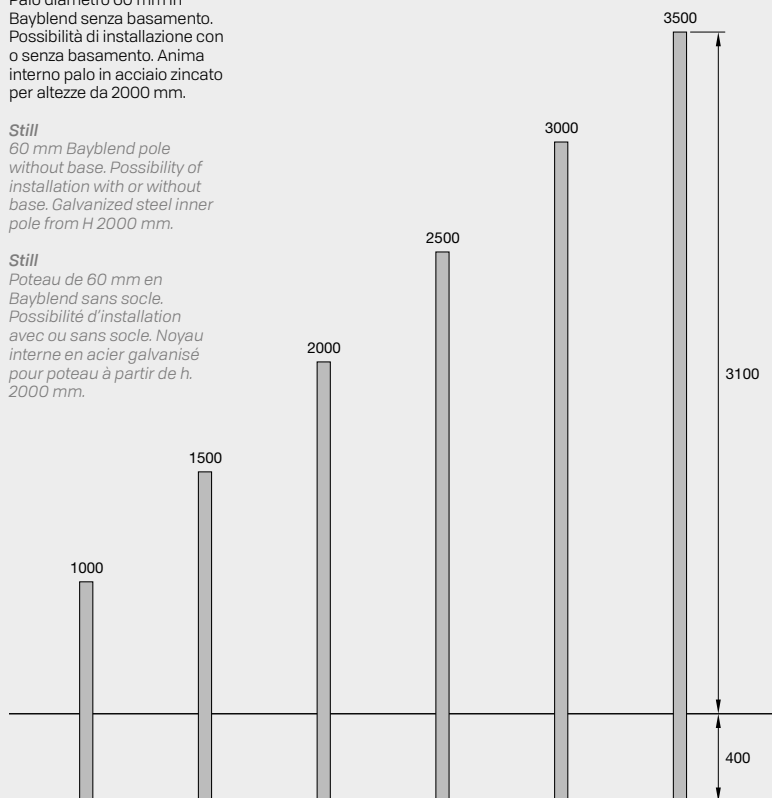
Accessories / Accessoires

Still

Palo diametro 60 mm in Bayblend senza basamento. Possibilità di installazione con o senza basamento. Anima interno palo in acciaio zincato per altezze da 2000 mm.

Still
60 mm Bayblend pole without base. Possibility of installation with or without base. Galvanized steel inner pole from H 2000 mm.

Still
Poteau de 60 mm en Bayblend sans socle. Possibilité d'installation avec ou sans socle. Noyau interne en acier galvanisé pour poteau à partir de h. 2000 mm.



H 160 mm

COL.	CODE
	LB11033
	LB1103G
	LB1103E
	LB1103K

H 1500 mm

COL.	CODE
	LB1100022
	LB110002G
	LB110002E
	LB110002K

H 3000 mm

COL.	CODE
	LB1100052

H 500 mm

COL.	CODE
	LB11112
	LB1111G
	LB1111E
	LB1111K

H 2000 mm

COL.	CODE
	LB1100032
	LB110003G
	LB110003E
	LB110003K

H 1000 mm

COL.	CODE
	LB1100012
	LB110001G
	LB110001E
	LB110001K

H 2500 mm

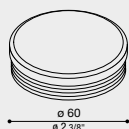
COL.	CODE
	LB1100042
	LB110004G
	LB110004E
	LB110004K

H 3500 mm

COL.	CODE
	LB1100062

Disponibile colore bianco su richiesta
White version available
Version blanc disponible

Tappo Palo Still



Tappo in polietilene.

Cap for Post Still
Polyethylene cap.

Couvercle Poteau Still
Couvercle en polyéthylène.

COL.	CODE
	LB1100082
	LB110008G
	LB110008E
	LB110008K



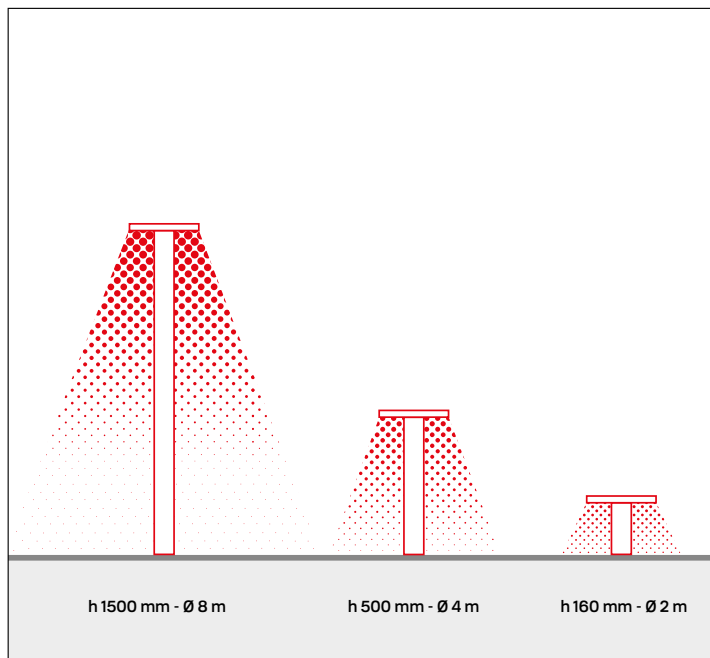
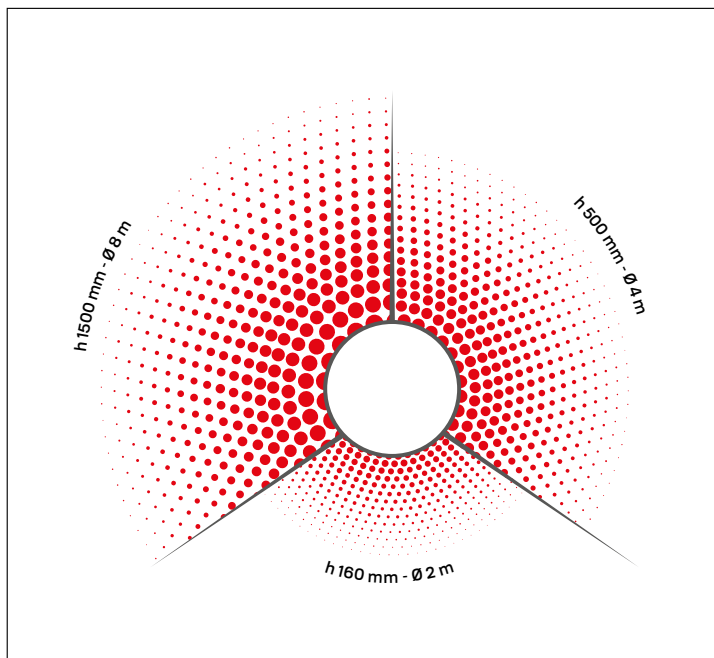
Colori disponibili
Available colours
Couleurs disponibles

Nero
Black
Noir

Corten

Grigio antracite
Grey anthracite
Gris anthracite

Grigio High Tech
Grey High Tech
Gris High Tech



Predisposto per installazione su palo da Ø60 mm standard.
 Suitable for installation on standard post Ø60 mm.
 Prédéposé pour l'installation sur Poteau standard Ø60 mm.

Line





Line 220



Line



Line 330 corridor function



Line 330 corridor function

Kit Line Post

Design
Mirko Salvoni



Kit-01 / Kit-02: Line - adatto anche ad uso esterno. Driver 220 - 240V integrato. Corpo e coperchio in alluminio primario pressofuso. Elevata resistenza all'ossidazione grazie al trattamento di passivazione a base di zirconio e alla verniciatura con resine poliestere stabilizzata ai raggi UV.

Diffusore in Policarbonato ottico ad alto spessore con finitura PoliGLASS, tramite stampaggio ad iniezione proprio e successive rifiniture manuali.

Kit-03 / Kit-04: Line Down - Versione con sorgente luminosa direzionata verso il basso. Ideale per l'illuminazione di percorsi e camminamenti ed in contesti che necessitano un ridotto valore di abbagliamento.

Kit-05 / Kit-06: Line 220 -Tappo superiore in Policarbonato nero, ottenuto da stampaggio ad iniezione.

Guarnizioni in silicone per il mantenimento del grado IP66.

Bulloneria in acciaio inox A4.

Predisposto per installazione rapida in pali Ø60 standard, tramite molle in acciaio inox ad espansione.

Predisposizione per vite di sicurezza.

Cover decorativa in Policarbonato, disponibile in diverse colorazioni ed effetti, ricavato da stampaggio ad iniezione.

Finitura effetto materico Corten, ottenuta tramite verniciatura. Applicazione della cover senza utensili tramite speciale striscia adesiva.

Palo diametro 60 mm, in Bayblend senza basamento, altezza: 1500 mm - 500 mm.

Piastra base a scomparsa: soluzione alternativa al tradizionale interrimento o al basamento palo still mediante staffa di fissaggio a scomparsa. Consiste nell'inserire il palo still sulla staffa preforata da 3mm, realizzata in ferro zincato a caldo per immersione. Accessorio non idoneo per pali still superiori a h.1500.

LED 4000K (N), 3000K (3) o 2700K (2). Alimentazione diretta 220-240V.

Nessun rischio fotobiologico, RG0 gruppo di rischio esente (EN62471).

ENG Kit-01 / Kit-02: Line - suitable for indoor and outdoor use. Integrated driver 220 - 240V. Body and cover made of die-cast aluminium primary alloy; highly resistant to oxidization thanks to the zirconium-based passivation treatment and UV stabilized polyester resin coating. Diffuser made of very thick optical polycarbonate, poliGLASS finish, injection moulded and subsequent manual finishing.

Kit-03 / Kit-04: Line Down - Version with a light source directed downwards. Ideal for illuminating paths and walkways and in locations that require a reduced amount of glare.


Kit-05 / Kit-06: Line 220 - Upper black polycarbonate cap, injection moulded in-house. Silicone gaskets IP66. A4 stainless steel nuts and bolts. Suitable for quick installation in standard posts Ø60 by means of stainless steel springs. Polycarbonate decorative cover, injection moulded, available in various colours and designs. Corten painted finish. Application of the cover without tools, by means of a special adhesive strip. 60 mm. diameter POST. Post made of Bayblend without base, h: 1500 mm - 500 mm. Retractable plate base: alternative solution to the usual burial or to the post base using a retractable fixing bracket. The post is inserted in the 3mm pre-drilled bracket made of hot-dip zinc-coated metal. Accessory not suitable for posts higher than 1500mm. LED 4000K (N), 3000K (3) or 2700K (2). Integral ballast 220-240V. No risk of photobiological damage, RGO group (EN62471).

FRA Kit-01 / Kit-02: Line – Line Egalement adapté à l’usage à l’extérieur. Alimentation intégrée 220 - 240V. Corps et couverture en aluminium primaire injecté; haute résistance à l’oxydation grâce au traitement de passivation à base de zirconium et laquage poudre à base de résines polyesters, fixées au rayon UV. Diffuseur réalisé en polycarbonate, d’une épaisseur optique élevée, effect PoliGLASS, par moulage par injection et finitions manuelles successives.

Kit-03 / Kit-04: Line Down – Faisceau dirigé vers le bas : idéal en balisage pour éclairer les chemins ou allées et éviter les éblouissements.

Kit-05 / Kit-06: Line 220 - Bouchon supérieur en Polycarbonate noir, s’obtient du moulage à injection propre. Joints en silicone pour maintenir degré IP66. Visserie en acier inox type A4. Prédisposé pour l’installation rapide sur poteaux standards Ø60 à l’aide de ressorts à lames en inox. Cover décoratif réalisé en polycarbonate et disponible en différents teintes et effets, fabriqué par moulage à injection. Finition effet matière Corten obtenue par vernissage. Application de la cover sans outil à l’aide de bande adhésive spéciale. Poteau dia 60 mm. Poteau en bayblend, sans socle, 1500 mm. - 500 mm. Solution alternative à l’enfouissement traditionnel ou mise en place moyennant un étrier de fixation rétractable du poteau still. Insérer le poteau post sur l’étrier pré-percé de 3 mm, réalisé en fer galvanisé à chaud par immersion. Accessoire ne convenant pas à des poteaux still de plus de 1500mm de haut. LED 4000K (N), 3000K (3) ou 2700K (2) (blanche chaud). Alimentation intégrée 220-240. Pas de risque photobiologique, RGO groupe (EN62471).

Kit-01 Line Post H500




Kit-02 Line Post H1500




Kit-03 Line Down Post H500



Kit-04 Line Down Post H1500



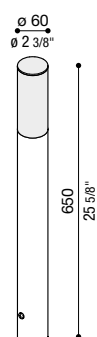








Kit-05 Line 220 Post H500



Kit-06 Line 220 Post H1500



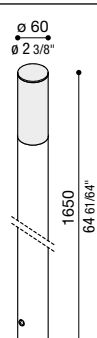








Kit Line Post

Kit-01 Line Post H500		DIFF. POLIGLASS	POSITION			
IP 66 IK 08 5J xx7 CE						
LED	W	LM	REAL LM	COL.	CODE *	* LED COLOUR
A++	6,5	700	604	 220-240 V	 LL113002  LL113003  LL113004  LL113005	 4000K  3000K, lm -5%  2700K, lm -5%

Kit composto dagli attuali codici LL113000N/3/2 + LB1130001/2/3/4 + LB11112/G/E/K + LB1130006.

Kit consisting of the current codes LL113000N/3/2 + LB1130001/2/3/4 + LB11112/G/E/K + LB1130006.

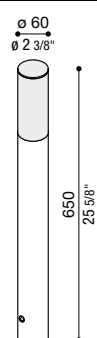








Kit composé des codes actuels LL113000N/3/2 + LB1130001/2/3/4 + LB11112/G/E/K + LB1130006.

Kit-02 Line Post H1500		DIFF. POLIGLASS	POSITION			
IP 66 IK 08 5J xx7 CE						
LED	W	LM	REAL LM	COL.	CODE *	* LED COLOUR
A++	6,5	700	604	 220-240 V	 LL113006  LL113007  LL113008  LL113009	 4000K  3000K, lm -5%  2700K, lm -5%

Kit composto dagli attuali codici LL113000N/3/2 + LB1130001/2/3/4 + LB1100022/G/E/K + LB1130006.

Kit consisting of the current codes LL113000N/3/2 + LB1130001/2/3/4 + LB1100022/G/E/K + LB1130006.

Kit composé des codes actuels LL113000N/3/2 + LB1130001/2/3/4 + LB1100022/G/E/K + LB1130006.

Kit-03 Line Down Post H500		DIFF. POLIGLASS	POSITION			
IP 66 IK 08 5J xx7 CE						
LED	W	LM	REAL LM	COL.	CODE *	* LED COLOUR
A++	6	620	431	 220-240 V	 LL113010  LL113011  LL113012  LL113013	 4000K  3000K, lm -5%  2700K, lm -5%

Kit composto dagli attuali codici LL113001N/3/2 + LB1130001/2/3/4 + LB11112/G/E/K + LB1130006.

Kit consisting of the current codes LL113001N/3/2 + LB1130001/2/3/4 + LB11112/G/E/K + LB1130006.

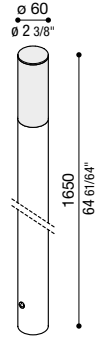
Kit composé des codes actuels LL113001N/3/2 + LB1130001/2/3/4 + LB11112/G/E/K + LB1130006.



Kit-04 Line Down Post H1500

DIFF. POLIGLASS

POSITION



IP 66 IK 08 5J xx7 CE

LED	W	LM	REAL LM	COL.	CODE *	* LED COLOUR
A++					LL113014□	N 4000K
	6	620	431		LL113015□	3 3000K, lm -5%
					LL113016□	2 2700K, lm -5%
					LL113017□	

Kit composto dagli attuali codici LL113001N/3/2 + LB1130001/2/3/4 + LB1100022/G/E/K + LB1130006

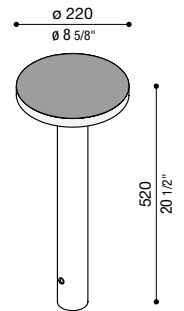
Kit consisting of the current codes LL113001N/3/2 + LB1130001/2/3/4 + LB1100022/G/E/K + LB1130006

Kit composé des codes actuels LL113001N/3/2 + LB1130001/2/3/4 + LB1100022/G/E/K + LB1130006

Kit-05 Line 220 Post H500

DIFF. POLIGLASS

POSITION



IP 66 IK 08 5J xx7 CE

LED	W	LM	REAL LM	COL.	CODE *	* LED COLOUR
A++					LL113104□	N 4000K
	11	1350	910		LL113105□	3 3000K, lm -5%
					LL113106□	2 2700K, lm -5%
					LL113107□	

Kit composto dagli attuali codici LL113100N/3/2 + LB11112/G/E/K + LB1130006

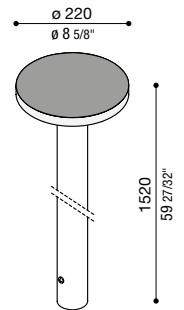
Kit consisting of the current codes LL113100N/3/2 + LB11112/G/E/K + LB1130006

Kit composé des codes actuels LL113100N/3/2 + LB11112/G/E/K + LB1130006

Kit-06 Line 220 Post H1500

DIFF. POLIGLASS

POSITION



IP 66 IK 08 5J xx7 CE

LED	W	LM	REAL LM	COL.	CODE *	* LED COLOUR
A++					LL113108□	N 4000K
	11	1350	910		LL113109□	3 3000K, lm -5%
					LL113110□	2 2700K, lm -5%
					LL113111□	

Kit composto dagli attuali codici LL113100N/3/2 + LB1100022/G/E/K + LB1130006

Kit consisting of the current codes LL113100N/3/2 + LB1100022/G/E/K + LB1130006

Kit composé des codes actuels LL113100N/3/2 + LB1100022/G/E/K + LB1130006

Finishing

Nero da stampaggio
 Black
 Noir moulé
 Grigio High Tech
 Grey High Tech
 Gris High Tech
 Grigio antracite
 Grey anthracite
 Gris anthracite

Corten
 Corten
 Corten
 Nero verniciato
 Black painted
 Noir peint

*** Led colour**
 4000K
 3000K, lm -5%
 2700K, lm -5%

Completa il codice sostituendo al quadrato rosso la lettera o il numero corrispondente alla temperatura colore scelta.

Complete the code by replacing the red box with the letter or number corresponding to the selected colour temperature.

Compléter le code en remplaçant le carré rouge par la lettre ou le numéro correspondant à la sélection de température couleur.

Alimentazione diretta
 Integral ballast
 Alimentation intégrée
 220-240 V

Alimentatore escluso
 Ballast not included
 Sans alimentation

