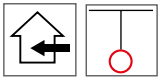


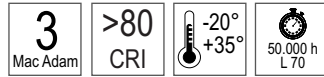
BIANCOLATTE MULTIPLA design: Krea Design Lab



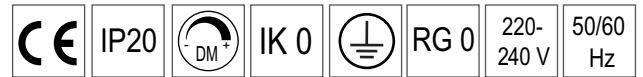
UTILIZZO/USE



LED



CARATTERISTICHE/FEATURES



DESCRIZIONE/DESCRIPTION

Sospensione multipla per interni. Poiché la sospensione è composta da più punti luce, la cui disposizione e lunghezza del cavo possono essere regolati a piacimento, è possibile un'installazione libera e indipendente. Ideale per tutti gli ambienti dove si richiede una luce diffusa ed avvolgente. Diffusore in vetro soffiato opale triplex (tre strati di vetro incamiciati a mano) con finitura esterna satinata. Struttura, rosone e fermacavi a soffitto in metallo verniciato con polvere poliestere nei seguenti colori: corda goffrato opaco RAL 1015 o nero opaco RAL 9005. Sorgente luminosa composta da circuito LED smd ad alta efficienza (vedi tabelle dei dati tecnici). Alimentatore elettronico con protezione termica e alle sovratensioni. Cavo elettrico ricoperto in juta per la versione colore RAL 1015 o ricoperto in tessuto nero per la versione colore RAL 9005.

Cluster pendant light for interiors. Since the light is composed of numerous pendants, whose arrangement and cable length can be adjusted as desired, it is possible to create an imaginative and individual fixture. Ideal for all settings where a diffused and enveloping light is sought. Triplex opal blown glass diffuser (three layers of hand-wound glass) with outer satin finish. Structure, ceiling rose and cable holders in metal painted with polyester powder in the following colours: RAL 1015 light ivory or RAL 9005 jet black. Light source consisting of high efficiency LED smd circuit (see technical data tables). Electronic ballast with thermal and overvoltage protection. Cable covered in jute for the RAL 1015 colour version or covered in black fabric for the RAL 9005 colour version.

Mehrflammige Hängeleuchte zur Inneninstallation. Da die Hängeleuchte aus mehreren Lichtpunkten besteht, deren Anordnung und Länge beliebig eingestellt werden kann, ist eine freie und unabhängige Montage möglich. Die ideale Leuchte für Räume, in denen eine diffuse und einnehmende Beleuchtung erwünscht ist. Diffusor aus mundgeblasenem satiniertem Triplex-Opalglas (aus dreischichtigem überfangenem Glas) außen mit glänzender Verarbeitung. Struktur, Deckenrosette und Zugentlastung aus Metall, mit Polyesterpulver in den folgenden Farben lackiert: matt beige gaufrirt RAL 1015 oder matt schwarz RAL 9005. Lichtquelle mit Hochleistungs-SMD-LEDs (siehe Tabelle Technische Daten). Elektronischer Trafo, mit Thermo- und Überspannungsschutz. Mit Jute überzogenes Kabel in der Ausführung RAL 1015 oder mit schwarzem Stoff überzogen in der Ausführung RAL 9005.

Si possono modificare, previa conferma di fattibilità dal ns. ufficio tecnico, le seguenti caratteristiche: colore struttura, rosone e fermacavi (colore RAL), colore cavo, temperatura colore LED, resa cromatica LED. Disponibile, su richiesta, il controllo Bluetooth della luce tramite smartphone e tablet.

It is possible to change, subject to confirmation of feasibility by our technical office, the following features: structure, ceiling rose and cable holder colour (RAL colour), cable colour, LED colour temperature, LED colour rendering. Bluetooth control of the light via smartphone and tablet is available on request.

Folgende Eigenschaften können nach der Machbarkeitsbestätigung durch unsere technische Abteilung geändert werden: Struktur-, Rosetten- und Zugentlastungsfarbe (RAL-Farbe), Kabelfarbe, LED-Farbtemperatur, LED-Farb wiedergabe. Bluetooth-Lichtsteuerung über Smartphone und Tablet auf Anfrage verfügbar.

COMPOSIZIONE CODICE / SETTLEMENT CODE

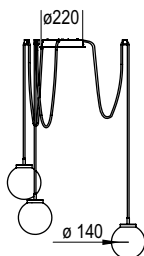
Completare il codice inserendo il numero corrispondente al colore desiderato, nell'apposito spazio ○
Complete the code by entering the number corresponding to the desired color in the space provided ○

COLORI DI SERIE/STANDARD COLORS

□ RAL 1015 Corda gofrato/Embossed cord: **9**
■ RAL 9005 - Nero opaco/Matt black: **7**

altri colori a richiesta / other color on request

BIANCOLATTE 140/3



VERSIONE/VERSION

CODICE/CODE

Sorgente luminosa/Light source:

Potenza/Power:

Flusso nominale/Nominal flux:

Flusso reale/Real output:

Power factor:

Fascio luminoso/Light beam: **diffusa/diffused**

LED 3000 K

LED ON/OFF

103 ○.W

led smd

24 W

2910 lm

2182 lm

0,96

LED 4000 K

LED ON/OFF

103 ○.N

led smd

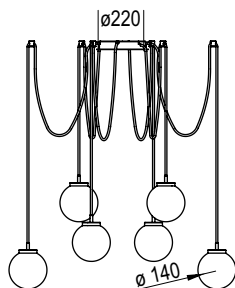
24 W

3090 lm

2318 lm

0,96

BIANCOLATTE 140/6



cavi: Lunghezza 3000 mm
cables: Length 3000 mm

VERSIONE/VERSION

CODICE/CODE

Sorgente luminosa/Light source:

Potenza/Power:

Flusso nominale/Nominal flux:

Flusso reale/Real output:

Power factor:

Fascio luminoso/Light beam: **diffusa/diffused**

LED 3000 K

LED ON/OFF

104 ○.W

led smd

48 W

5820 lm

4365 lm

0,96

LED DM

104 ○.WD

led smd

48 W

5820 lm

4365 lm

0,96

LED 4000 K

LED ON/OFF

104 ○.N

led smd

48 W

6180 lm

4635 lm

0,96

LED DM

104 ○.ND

led smd

48 W

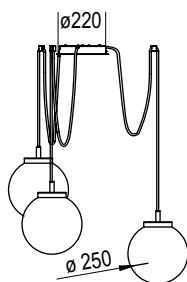
6180 lm

4635 lm

0,96

LED DM: dimmerabile DALI/PUSH
dimmable DALI/PUSH

BIANCOLATTE 250/3



cavi: Lunghezza 3000 mm
cables: Length 3000 mm

VERSIONE/VERSION

CODICE/CODE

Sorgente luminosa/Light source:

Potenza/Power:

Flusso nominale/Nominal flux:

Flusso reale/Real output:

Power factor:

Fascio luminoso/Light beam: **diffusa/diffused**

LED 3000 K

LED ON/OFF

105 ○.W

led smd

37 W

4080 lm

3060 lm

0,96

LED DM

105 ○.WD

led smd

37 W

4080 lm

3060 lm

0,96

LED 4000 K

LED ON/OFF

105 ○.N

led smd

37 W

4350 lm

3263 lm

0,96

LED DM

105 ○.ND

led smd

37 W

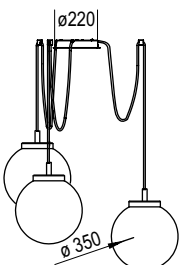
4350 lm

3263 lm

0,96

LED DM: dimmerabile DALI/PUSH
dimmable DALI/PUSH

BIANCOLATTE 350/3



cavi: Lunghezza 3000 mm
cables: Length 3000 mm

VERSIONE/VERSION

CODICE/CODE

Sorgente luminosa/Light source:

Potenza/Power:

Flusso nominale/Nominal flux:

Flusso reale/Real output:

Power factor:

Fascio luminoso/Light beam: **diffusa/diffused**

LED 3000 K

LED ON/OFF

107 ○.W

led smd

47 W

5820 lm

4365 lm

0,96

LED DM

107 ○.WD

led smd

47 W

5820 lm

4365 lm

0,96

LED 4000 K

LED ON/OFF

107 ○.N

led smd

47 W

6210 lm

4658 lm

0,96

LED DM

107 ○.ND

led smd

47 W

6210 lm

4658 lm

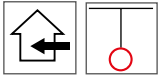
0,96

LED DM: dimmerabile DALI/PUSH
dimmable DALI/PUSH

BIANCOLATTE SINGOLA design: Krea Design Lab



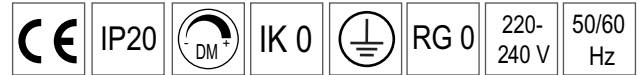
UTILIZZO/USE



LED



CARATTERISTICHE/FEATURES



DESCRIZIONE/DESCRIPTION

Sospensione singola per installazioni d'interno. Ideale per tutti gli ambienti dove si richiede una luce diffusa ed avvolgente. Diffusore in vetro soffiato opale triplex (tre strati di vetro incamiciati a mano) con finitura esterna satinata. Struttura e rosone in metallo verniciato con polvere poliestere nei seguenti colori: corda goffrato opaco RAL 1015 o nero opaco RAL 9005. Sorgente luminosa composta da circuito LED smd ad alta efficienza (vedi tabelle dei dati tecnici). Alimentatore elettronico con protezione termica e alle sovratensioni. Cavo elettrico ricoperto in juta per la versione colore RAL 1015 o ricoperto in tessuto nero per la versione colore RAL 9005.

Single pendant light for indoor installations. Ideal for all settings where a diffused and enveloping light is sought. Triplex opal blown glass diffuser (three layers of hand-wound glass) with outer satin finish. Structure and ceiling rose in metal painted with polyester powder in the following colours: RAL 1015 light ivory or RAL 9005 jet black. Light source consisting of high efficiency LED smd circuit (see technical data tables). Electronic ballast with thermal and overvoltage protection. Cable covered in jute for the RAL 1015 colour version or covered in black fabric for the RAL 9005 colour version.

Einflammige Hängeleuchte für die Inneninstallation. Die ideale Leuchte für Räume, in denen eine diffuse und einnehmende Beleuchtung erwünscht ist. Diffusor aus mundgeblasenem satiniertem Triplex-Opalglas (aus dreischichtigem überfangenem Glas) außen mit glänzender Verarbeitung. Struktur und Deckenrosette aus Metall, mit Polyesterpulver in den folgenden Farben lackiert: matt beige gauffriert RAL 1015 oder matt schwarz RAL 9005. Lichtquelle mit Hochleistungs-SMD-LEDs (siehe Tabelle Technische Daten). Elektronischer Trafo, mit Thermo- und Überspannungsschutz. Mit Jute überzogenes Kabel in der Ausführung RAL 1015 oder mit schwarzem Stoff überzogen in der Ausführung RAL 9005.

Si possono modificare, previa conferma di fattibilità dal ns. ufficio tecnico, le seguenti caratteristiche: colore struttura e rosone (colore RAL), colore cavo, temperatura colore LED, resa cromatica LED. Disponibile, su richiesta, il controllo Bluetooth della luce tramite smartphone e tablet.

It is possible to change, subject to confirmation of feasibility by our technical office, the following features: structure and ceiling rose colour (RAL colour), cable colour, LED colour temperature, LED colour rendering. Bluetooth control of the light via smartphone and tablet is available on request.

Folgende Eigenschaften können nach der Machbarkeitsbestätigung durch unsere technische Abteilung geändert werden: Struktur- und Rosettenfarbe (RAL-Farbe), Kabelfarbe, LED-Farbttemperatur, LED-Farbwiedergabe. Bluetooth-Lichtsteuerung über Smartphone und Tablett auf Anfrage verfügbar.

COMPOSIZIONE CODICE / SETTLEMENT CODE

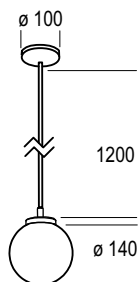
Completare il codice inserendo il numero corrispondente al colore desiderato, nell'apposito spazio ○
Complete the code by entering the number corresponding to the desired color in the space provided ○

COLORI DI SERIE/STANDARD COLORS

□ RAL 1015 Corda gofrato/Embossed cord: **9**
■ RAL 9005 - Nero opaco/Matt black: **7**

altri colori a richiesta / other color on request

BIANCOLATTE 140



LED 3000 K

LED 4000 K

VERSIONE/VERSION

LED ON/OFF

LED ON/OFF

CODICE/CODE

100○.W

100○.N

Sorgente luminosa/Light source:

led smd

led smd

Potenza/Power:

8 W

8 W

Flusso nominale/Nominal flux:

970 lm

1030 lm

Flusso reale/Real output:

728 lm

773 lm

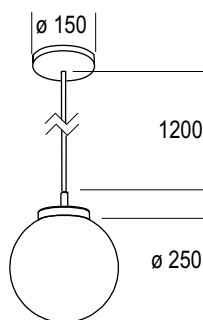
Power factor:

0,96

0,96

Fascio luminoso/Light beam: **diffusa/diffused**

BIANCOLATTE 250



LED 3000 K

LED 4000 K

VERSIONE/VERSION

LED ON/OFF

LED DM

LED ON/OFF

LED DM

CODICE/CODE

101○.W

101○.WD

101○.N

101○.ND

Sorgente luminosa/Light source:

led smd

led smd

led smd

led smd

Potenza/Power:

13 W

13 W

13 W

13 W

Flusso nominale/Nominal flux:

1360 lm

1360 lm

1450 lm

1450 lm

Flusso reale/Real output:

1020 lm

1020 lm

1088 lm

1088 lm

Power factor:

0,96

0,96

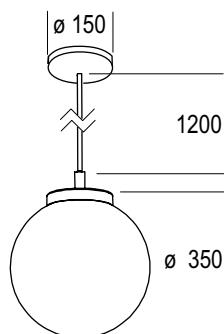
0,96

0,96

Fascio luminoso/Light beam: **diffusa/diffused**

LED DM: dimmerabile DALI/PUSH
dimmable DALI/PUSH

BIANCOLATTE 350



LED 3000 K

LED 4000 K

VERSIONE/VERSION

LED ON/OFF

LED DM

LED ON/OFF

LED DM

CODICE/CODE

102○.W

102○.WD

102○.N

102○.ND

Sorgente luminosa/Light source:

led smd

led smd

led smd

led smd

Potenza/Power:

16 W

16 W

16 W

16 W

Flusso nominale/Nominal flux:

1940 lm

1940 lm

2070 lm

2070 lm

Flusso reale/Real output:

1455 lm

1455 lm

1553 lm

1553 lm

Power factor:

0,96

0,96


0,96

0,96

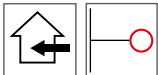
Fascio luminoso/Light beam: **diffusa/diffused**

LED DM: dimmerabile DALI/PUSH
dimmable DALI/PUSH

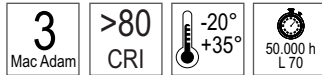
BIANCOLATTE AP design: Krea Design Lab



UTILIZZO/USE



LED



CARATTERISTICHE/FEATURES



DESCRIZIONE/DESCRIPTION

Lampada da parete per installazioni d'interno. Ideale per tutti gli ambienti dove si richiede una luce diffusa ed avvolgente. Diffusore in vetro soffiato opale triplex (tre strati di vetro incamiciati a mano) con finitura esterna satinata. Struttura in metallo verniciato con polvere poliestere nei seguenti colori: corda gofrato opaco RAL 1015 o nero opaco RAL 9005. Sorgente luminosa composta da circuito LED a tensione di rete con filtro integrato, dimmerabile TRIAC, completo di cover di protezione in policarbonato opale. Cavo elettrico ricoperto in juta per la versione colore RAL 1015 o ricoperto in tessuto nero per la versione colore RAL 9005.

Si possono modificare, previa conferma di fattibilità dal ns. ufficio tecnico, le seguenti caratteristiche: colore struttura (colore RAL), colore cavo, temperatura colore LED, resa cromatica LED.

Wall light for indoor installations. Ideal for all settings where a diffused and enveloping light is sought. Triplex opal blown glass diffuser (three layers of hand-wound glass) with outer satin finish. Structure in metal painted with polyester powder in the following colours: RAL 1015 light ivory or RAL 9005 jet black. Light source consisting of a mains voltage LED circuit with integrated filter, dimmable TRIAC, complete with opal polycarbonate protective cover. Cable covered in jute for the RAL 1015 colour version or covered in black fabric for the RAL 9005 colour version.

It is possible to change, subject to confirmation of feasibility by our technical office, the following features: structure colour (RAL colour), cable colour, LED colour temperature, LED colour rendering.

Wandleuchte zur Inneninstallation. Die ideale Leuchte für Räume, in denen eine diffuse und einnehmende Beleuchtung erwünscht ist. Diffusor aus mundgeblasenem satiniertem Triplex-Opalglass (aus dreischichtigem überfangenem Glas) außen mit glänzender Verarbeitung. Struktur aus Metall, mit Polyesterpulver in den folgenden Farben lackiert: matt beige gaufriert RAL 1015 oder matt schwarz RAL 9005. Lichtquelle, bestehend aus LED-Kreis, mit Netzspannung mit integriertem Filter, dimmbarem TRIAC, mit Schutzabdeckung aus opalem Polycarbonat. Mit Jute überzogenes Kabel in der Ausführung RAL 1015 oder mit schwarzem Stoff überzogen in der Ausführung RAL 9005.

Folgende Eigenschaften können nach der Machbarkeitsbestätigung durch unsere technische Abteilung geändert werden: Strukturfarbe (RAL-Farbe), Kabelfarbe, LED-Farbtemperatur, LED-Farbwiedergabe.

COMPOSIZIONE CODICE / SETTLEMENT CODE

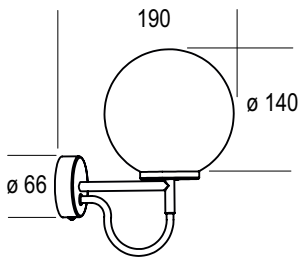
Completare il codice inserendo il numero corrispondente al colore desiderato, nell'apposito spazio ○
Complete the code by entering the number corresponding to the desired color in the space provided ○

COLORI DI SERIE/STANDARD COLORS

■ RAL 1015 Corda goffrato/Embossed cord: **9**
■ RAL 9005 - Nero opaco/Matt black: **7**

altri colori a richiesta / other color on request

BIANCOLATTE AP



| VERSIONE/VERSION | LED 3000 K | LED 4000 K |
|---------------------------------|-------------------------|----------------|
| | LED ON/OFF | LED ON/OFF |
| CODICE/CODE | 109 ○.W | 109 ○.N |
| Sorgente luminosa/Light source: | led smd | led smd |
| Potenza/Power: | 8 W | 8 W |
| Flusso nominale/Nominal flux: | 800 lm | 800 lm |
| Flusso reale/Real output: | 600 lm | 600 lm |
| Power factor: | 0,96 | 0,96 |
| Fascio luminoso/Light beam: | diffusa/diffused | |