

DULUX T/E PLUS 26 W/840

OSRAM DULUX T/E PLUS | CFLni, 3 tubes, with 4-pin base for ECG operation



Areas of application

- Offices, public buildings
- Shops
- Supermarkets and department stores
- Hotels, restaurants
- Industrial lighting

Product benefits

- Extremely economical
- Good quality of light
- Excellent luminous flux
- Long service life
- Improved maintenance
- OSRAM System+ Guarantee in combination with OSRAM QUICKTRONIC ECG

Product features

- Average life: 20,000 h (with QUICKTRONIC)
- Color rendering index R_a : 80...89
- Dimmable (3...100 %)
- Short and compact pin-base lamp with triple-turn tubes
- Single-ended four-pin plug-in GX24q base with shortened base casing



Product datasheet

Technical data

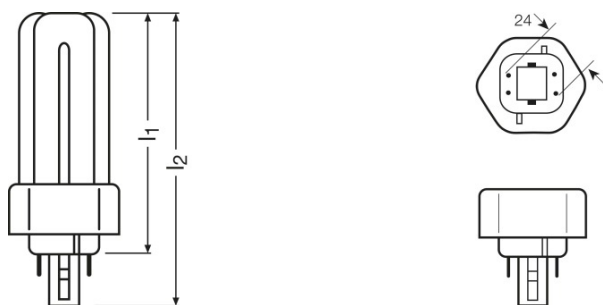
Electrical data

Nominal wattage	26.5 W
Rated wattage	26.50 W
Rated luminous flux	1800 lm
Rated lamp efficacy (HF data 25 °C)	Under clarification by authority and standardization body

Photometrical data

Nominal luminous flux	1800 lm
Color temperature	4000 K
Light color	840
Light color as per EN 12464-1	LUMILUX Cool White
Color rendering index Ra	80...89
Luminous flux at 25 °C	1800 lm
Rated LLMF at 4,000 h	0.84
Rated LLMF at 6,000 h	0.82
Rated LLMF at 8,000 h	0.81
Rated LLMF at 12,000 h	0.79
Rated LLMF at 16,000 h	0.78
Rated LLMF at 20,000 h	0.76
Luminance	6 cd/cm ²
Color rendering group	1B

Dimensions & weight



Overall length	132.0 mm
Product weight	60.00 g
Tube diameter	12 mm

Product datasheet

Length	132.0 mm
Length acc. to IEC standard	130 mm
Length with base excl. base pins/connection	116.00 mm

Temperatures

Rated ambient temp.w.max.luminous flux	25.0 °C
--	---------

Lifespan

Nominal lamp life time	20000 h
Rated lamp life time	20000 h
Service life	13000 h ¹⁾
Rated lamp survival factor at 2,000 h	0.99
Rated lamp survival factor at 4,000 h	0.99
Rated lamp survival factor at 6,000 h	0.99
Rated lamp survival factor at 8,000 h	0.98
Rated lamp survival factor at 12,000 h	0.95
Rated lamp survival factor at 16,000 h	0.81
Rated lamp survival factor at 20,000 h	0.50
Operation mode LLMF/LSF	HF
Lifespan	20000 h ¹⁾

¹⁾ With preheat ECG

Additional product data

Base (standard designation)	GX24q-3
Lamp mercury content	2.1 mg
Appropriate disposal acc. to WEEE	Yes
Product remark	For ECG operation only

Capabilities

Dimmable	Yes
Suitable for indoor	Yes

Certificates & standards

Energy efficiency class	A
Energy consumption	30 kWh/1000h

Country specific categorizations

ILCOS	FSMH-26/840-/P/-GX24q-3
-------	-------------------------

Light Distribution



Spectral power distribution



Guarantee

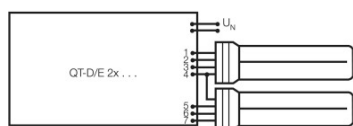
Equipment / Accessories

- Suitable for operation on electronic control gear

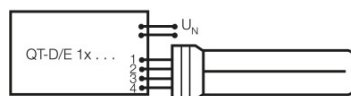
Safety advice

In case of lamp breakage: www.osram.com/brokenlamp

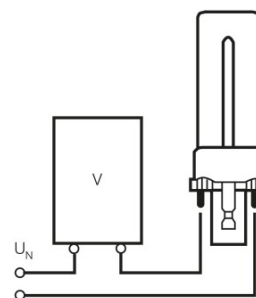
Product datasheet



Circuit diagram



Circuit diagram



Circuit diagram

Logistical Data

Product code	Product description	Packaging unit (Pieces/Unit)	Dimensions (length x width x height)	Volume	Gross weight
4050300342283	DULUX T/E PLUS 26 W/840	Shipping carton box 10	260 mm x 159 mm x 116 mm	4.80 dm ³	853.00 g

The mentioned product code describes the smallest quantity unit which can be ordered. One shipping unit can contain one or more single products. When placing an order, for the quantity please enter single or multiples of a shipping unit.

References / Links

For more information on QUICKTRONIC electronic control gear go to

▶ www.osram.com/QUICKTRONIC

Disclaimer

Subject to change without notice. Errors and omission excepted. Always make sure to use the most recent release.

DULUX T/E PLUS 26 W/840

OSRAM DULUX T/E PLUS | CFLni, 3 tubes, with 4-pin base for ECG operation

Product name	Product name ECG	EAN	Nominal current	Nominal wattage + Power loss	Luminous flux at 25 °C	Number of lighting outlets
DULUX T/E 26W/840 PLUS GX24Q	QT-ECO 1x26/220-240 S	4008321065971	0.18 A	23.50 W	1600 lm	1
	QT-ECO T/E 2x26/220-240	4050300804002	0.25 A	53.00 W	1750 lm	2
	QTi DALI-T/E 1x18-57 DIM	4008321060808	0.13 A	29.00 W	1800 lm	1
	QTi DALI-T/E 2x18-42 DIM	4008321060822	0.25 A	56.00 W	1800 lm	2
	QTi-T/E 1x18-57 DIM	4008321060860	0.13 A	29.00 W	1800 lm	1
	QTi-T/E 2x18-42 DIM	4008321060846	0.25 A	56.00 W	1800 lm	2
	QT-M 2x26-42/220-240 S	4008321110022	0.23 A	54.00 W	1800 lm	2
	QTP-M 1x26-42	4008321329134	0.12 A	27.00 W	1750 lm	1
	QTP-M 2x26-32	4008321329158	0.24 A	53.00 W	1750 lm	2
	QTP-T/E 1x26-42, (2x26)	4008321537089	0.13 A	28.00 W	1750 lm	1
	QTP-T/E (1x26-42), 2x26	4008321537089	0.24 A	54.00 W	1750 lm	2